



# Master English and communication with India's best **1:6 live classes**

Master English and communicate confidently with India's best 1:6 live classes

Class KG to 10 | Just 6 students

## The Benefits of Learning English Now:

### **Boost Confidence**

Have the confidence to express yourself and speak up!



1

### **Enable Effective Communication**

Communicate better with friends, family and teachers to be a future leader!



2

### **Be Future Ready**

Succeed in your exams and open the door to opportunity for further studies!



3

# Why is **English at Lido** the perfect choice:



## **Curriculum**

Our world class curriculum is designed by Harvard, Stanford, and IIT Alumni and our holistic teaching methodology ensures students retain concepts



## **Group Classes**

Lido's group classes result in better conceptual understanding, a fun learning environment, and holistic personality development!



## **Tutors**

Lido's smart yet empathetic teachers are trained rigorously to not just teach but mentor your child!



## **Parent Tracking**

Lido tutors will ensure you know how your child is performing through regular Parent Teacher Meetings and the performance tracking feature within the Super Parent App!



## **Personalisation**

Lido personalizes your child's experience — from creating the perfect batch to personalized homework after each class — so that your child can reach their full potential!

# The perfect English course for academic and lifelong excellence!

8 different types of lessons to ensure a solid foundation in concepts and ensure that you can communicate confidently

Covers school curriculum for Language



## Grammar

1

- ✓ Learn perfect grammar through games
- ✓ Master key grammar concepts
- ✓ Practice using new words to improve vocabulary



## Reading

2

- ✓ Exposure to global literature, poetry, and Shakespeare
- ✓ Boost reading through monthly book club
- ✓ Masterclasses with authors, public figures



## Writing

3

- ✓ Publish original content: books, poetry, plays
- ✓ Build the habit of writing through a daily blog
- ✓ Workshops with famous authors



## Public Speaking

4

- ✓ Build 100% fluency and confidence
- ✓ Practice through daily classroom discussions and audio/video homework
- ✓ Participate in plays, elocution contests, Model United Nations



## Practice Lessons

5

Students practice all concepts covered in a chapter through practice lessons. This reinforces their learning and builds confidence for school tests.



## Milestone Assessments

6

Every unit ends in a milestone test that assesses the overall progress of the student. Students receive a detailed analysis of their strengths and weaknesses after each test.

Lido Exclusive!



## Project-based Lessons

7

All units end with projects so as to facilitate application of concepts which facilitates better retention

Lido Exclusive!



## Revision Lessons

8

Revision Lessons are based on the concept of "spaced repetition" where students revise and practice core concepts at regular intervals.

Lido Exclusive!



## Parent Teacher Meets

At Lido, we believe that parents need to be engaged participants in their child's learning journey. PTM lessons are periodic meetings where teachers review student progress with parents

# Milestone projects

At Lido, we believe in project-based learning! Every unit ends with an awesome Milestone Project so your child can put their skills into practice.

## How we do it



### Step 1: Identify the Challenge

Breakdown the project using logic and critical thinking to identify the framework.



### Step 2: Brainstorm and Prototype

Explore, brainstorm with your classmates, and evaluate different options before finalizing on your approach to tackling the challenge.



### Step 3: Build your project

Use your creativity to bring your solution to life in the form of a blog, podcast or story.



### Step 4: Improve based on Feedback

Once you submit your project, it is graded by our expert teachers who provide detailed feedback to ensure constant improvement. You also receive a detailed report with your scores and progress on the Lido skills matrix.




### Step 5: Add to your Learning Portfolio

Every project you build at Lido is added to your very own learning portfolio so you can track your progress, and share your successes with your family and friends!

## What you can create with Lido English

### Write a Movie Script

Lights! Camera! Action! Ever wanted to find yourself being called the scriptwriter for the next big award-winning film? Here's your chance! Foster the skills you need to write & visualise your script. Walk into someone else's shoes by learning to draft, evaluate & analyze your stories & characters.



### Create a Podcast

Enthral the world with your voice and speech! Inspire the audience with your stories. Organise your ideas using a precise glossary and carve your sentences. Become a viral podcaster by learning to create and host an engaging & thriving podcast. Give a unique spin to the content in a stipulated time.



### Publish a Travel Blog

Want to make travelling the world your job?! This will help you to improve your writing and networking skills. Nurture creativity to design a blog that will leave all other bloggers behind & hook the readers. Polish your writing, listening, reading and grammar by becoming an awesome travel blogger.



### Become a Debate Champion

If you think you can argue then you have a MINUTE TO WIN IT. Buckle up and put forth your stance, whether it's a for or against, here's your chance! Own the style of communication by enunciating and using 3 Ps- PITCH, PACE and PAUSE. Master the skills of debating by modulating your voice.





# The best classroom for learning English



## CBSE and ICSE aligned

Covers key concepts in English language curriculum across the course of the year



## Interactive learning formats

Learn through videos, games, and activities



## International curriculum

Lessons designed by Harvard, Stanford, IIT alums



## Personalised attention & coaching

With only 6 students per class, your child gets personalised attention from carefully selected teachers



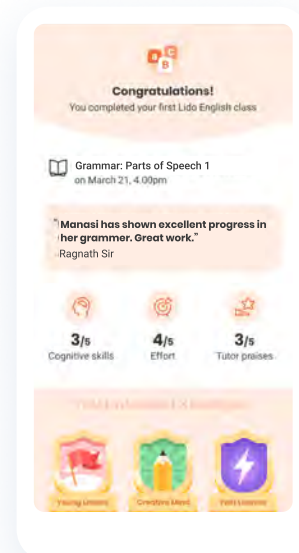
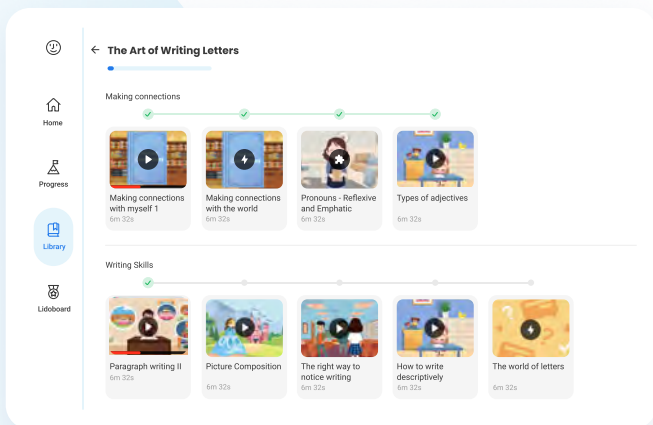
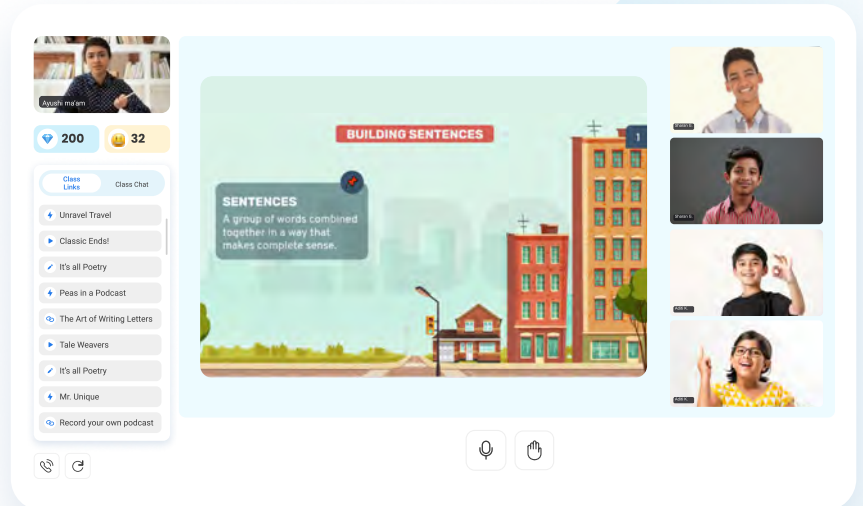
## Milestone tests

At the end of every chapter, to prepare for school exams



## Project based learning

English beyond the classroom with interactive projects and display in your learning portfolio



## Learning continues after class



## Homework and tests

Offline homework and tests for your child



## 80,000+ question banks

So there's always more to practice!



## Detailed reports

Track your child's progress at every step on your app



## Academic advisor

Support and guidance

## Built by a team from



## Unit 1

### Storybusters!

In this unit, students will read varied texts to identify key details. They will also learn about parts of speech, adjectives and degrees of adjectives and use them to create their own narratives to describe an event or fictional person.



#### Milestone Project Junior Storyteller

Use your imagination and creative writing skills and create an in-depth sketch of a character and craft a story. From learning to use mind maps to structuring elements of a story and designing innovative resolutions, fit in your character to win the Game of PRO-SE.

#### What you will learn



##### Grammar

- Parts of speech, adjectives and degrees of adjectives



##### Speaking

- Inverse emotions, roleplay, merge stories and present them, record your final story



##### Reading

- Read to understand key details through fictional texts



##### Writing

- Write character sketches and descriptive texts. Plan, write and edit your own story



Lesson 1	Parts of Speech	
Lesson 2	Types of Adjectives	
Lesson 3	Degrees of Adjectives	
Lesson 4	Fairy Tales And Key Details	
Lesson 5	Character Sketch	
Lesson 6	Let's write to describe!	
Lesson 7	Key Details in Fairy Tales, Parts of Speech and Adjectives: Practice	
Lesson 8	Fit in!	
Lesson 9	Game of PRO-SE	
Lesson 10	Parts of Speech, Fairy Tales and Key details, Writing to describe: Milestone Test	

## Unit 2

### My Reflections

This unit focuses on understanding and applying knowledge of verbs and tenses in writing short compositions. Students will be introduced to the concept of diary entries and learn journaling and expressing through writing.



#### Milestone Project Junior Storywriter

Every picture, event, relationship, place, or period of your life has a story to tell. Here is a chance to write memoirs and narratives on your life and enhance the skills of data collection, research, dialogue writing and presentation.

#### What you will learn



##### Grammar

- Types of verbs - primary auxiliaries, modals, helping verbs and phrasal verbs



##### Speaking

- Narrate your life stories



##### Reading

- Read diary entries to explore journaling



##### Writing

- Write short diary entries and thank you notes



Lesson 11	Types of verbs - primary auxiliaries and modals	
Lesson 12	Helping Verbs - Modal Auxiliaries	
Lesson 13	Phrasal verbs	
Lesson 14	Reading diary entries	
Lesson 15	Writing a diary entry	
Lesson 16	Thank You Notes	
Lesson 17	Mixed bag Grammar: Practice	
Lesson 18	Life Stories! (Picture stories using photographs)	
Lesson 19	Writing your own story!	
Lesson 20	Types of verbs, reading and writing diary entries: Milestone Test	

## Unit 3

### It's All Poetry!

The unit focuses on familiarizing students with adverbs, figures of speech and the various elements of poetry (e.g., rhyme, meter, stanzas, line breaks) as well as write original poems that convey sensory details using the conventions of poetry. Students will also paraphrase poems to understand that people write poetry to express their thoughts and emotions in a creative, unique way.



#### Milestone Project Junior Poet

21st century poems are here. Micro poems are the new way to express your thoughts, ideas and emotions. Come ahead and explore the structure and elements of micro poetry. Write one of your own and recite with a swag by adding your own rhyme and rhythm to it.

#### What you will learn



#### Grammar

- Adverbs and figures of speech



#### Speaking

- Recitation and presentation skills



#### Reading

- Read to analyze and paraphrase poetry



#### Writing

- Poetry writing skills



Lesson 21	Types of adverbs	
Lesson 22	Figures of speech in our daily lives	
Lesson 23	Different types of poems	
Lesson 24	Poetry and Figures of speech	
Lesson 25	Paraphrase a poem	
Lesson 26	Narrative and Descriptive Poetry	
Lesson 27	Figures of Speech and poetry	
Lesson 28	Micro Poetry	
Lesson 29	SWAG: Speak Well with Groove	
Lesson 30	Adverbs, Types of poems and figures of speech, Writing narrative and descriptive poetry	

## Unit 4

### Dramatic Reading

In this unit, students will learn to identify tenses and their types and use them in their writing. Students will also read fiction texts, learn to interpret points of view, identify the elements of narrative writing and compose a narrative piece.



#### Milestone Project Junior Actor

Unleash the inner maestro! Call for all creative writers to come forward and add life to a silent movie by scripting and writing dialogues for each of the characters and acting them out to bring them to life while also enhancing your speaking skills.



#### What you will learn



##### Grammar

- Present, past and future tenses



##### Speaking

- Read aloud stories fluently and dramatically with accuracy



##### Reading

- Read fiction stories to interpret them correctly and infer the emotion



##### Writing

- Plan and write narrative texts

Lesson 31	Present Tense	
Lesson 32	Past Tense	
Lesson 33	Future Tense	
Lesson 34	Reading Fiction	
Lesson 35	Narrative Writing - I	
Lesson 36	Narrative Writing - II	
Lesson 37	Tenses: Practice	
Lesson 38	Sound of Silence	
Lesson 39	Dramatize Yourself	
Lesson 40	Tenses, Reading fiction, Writing narratives	

Revision

Revision is worth it! Become more efficient by revising the concepts of reading, writing, listening and speaking to achieve perfection.

**Rewind and Revise**

**What you will learn**



**Grammar**

- Parts of speech and tenses



**Speaking**

- Describe and share your writings practiced during class.



**Reading**

- Close analytical reading



**Writing**

- Improve writing skills by developing short descriptive and narrative pieces.

Lesson 41	Parts of Speech	
Lesson 42	Tenses	
Lesson 43	Fairy Tales and Key Details: Revision	
Lesson 44	Descriptive Writing Revision	
Lesson 45	Narrative Writing Revision	



## Unit 5

The unit focuses on reading varied stories, understanding of punctuation and prepositions and using this knowledge to write short, informative summaries of stories.

### Tale Weavers!



#### Milestone Project Creative Writer

Step into the shoes of an author and unleash your inner writer. With the golden art of storywriting, create your own endings to stories and let your imagination run wild! This interactive lesson gives students a choice to choose from a variety of changes, which they will use to compose a fairy tale.

#### What you will learn



#### Grammar

- Punctuations and prepositions



#### Speaking

- Reading out stories



#### Reading

- Read to understand the different elements of stories



#### Writing

- Advanced summary and story writing skills



Lesson 46	Punctuation	
Lesson 47	Prepositions	
Lesson 48	Read for theme	
Lesson 49	Plots and Dialogues	
Lesson 50	Writing a Story's Ending	
Lesson 51	Write a Summary	
Lesson 52	Reading for theme, Plot and Dialogues: Practice	
Lesson 53	Remix Characters	
Lesson 54	Alternate Endings	
Lesson 55	Prepositions, Reading for Theme, Plot and Dialogues, Writing Summaries: Milestone Test	



## Unit 6

### Debate Time!

This unit focuses on understanding the concept of question tags, and the meanings of prefixes, roots and suffixes to enhance vocabulary. Students will read types of non-fictional texts to identify facts and opinions and use that knowledge to write a notice and a speech.



#### Milestone Project Debate Debutant

Communication is the key skill in the 21st century. Learn to communicate effectively by crafting effective speeches after integrating fact vs opinion. Organize thoughts and speak in the right context with fluency to inspire and influence the audience.

#### What you will learn



##### Grammar

- Articles, prefixes, suffixes and root words



##### Speaking

- Debate and public speaking skills. Build an argument and give a winning speech



##### Reading

- Read to understand facts and opinions. Reading non-fiction texts



##### Writing

- Write a short argumentative speech



Lesson 56	Question Tags	
Lesson 57	Prefix, suffix and root words	
Lesson 58	Facts and Opinions	
Lesson 59	Reading and Understanding Non-fiction Texts	
Lesson 60	Notice Writing	
Lesson 61	Speech Writing	
Lesson 62	Notice and Speech Writing: Practice	
Lesson 63	Debate 101	
Lesson 64	Minute to Win it	
Lesson 65	Question tags, Prefix and Suffix, Reading non-fiction texts to identify facts and opinions, Notice writing	

## Unit 7

### The Art of Writing Letters

In this unit students will read letters to understand their structure and format. They will also learn to draft formal and informal letters with the appropriate use of articles and capitalization.



#### Milestone Project Junior Communicator

The world can be a really small place. Let us connect and make friends all around the globe while exploring the journey from postcards to emails!



#### What you will learn



##### Grammar

- Capitalisation and articles



##### Speaking

- Present letters written for different purposes



##### Reading

- Read to analyze and summarize non-fiction texts. Reading letters to identify structure, organization, and tone



##### Writing

- Plan and write formal and informal letters and emails

Lesson 66	Capitalisation	
Lesson 67	Articles	
Lesson 68	Reading more non-fiction	
Lesson 69	Strategies to understand Non-fiction Texts	
Lesson 70	Writing an informal email or a letter	
Lesson 71	Writing formal letters and emails	
Lesson 72	Informal and Formal Letters	
Lesson 73	The Good Old Days: Writing to Penpals	
Lesson 74	Then and Now: Connecting through Writing	
Lesson 75	Articles, Reading Non-Fiction Texts, Writing Formal and Informal Letters: Milestone Test	

## Unit 8

In this unit, students will learn to identify, explain and use noun and its types. They will also read to comprehend and paraphrase a text.

## What's the Word!



### Milestone Project Creative Writer

Enter the world of advertising and explore the creative side of you. Write and create jingles, make posters and gain knowledge of writing apt and powerful messages (know what to say and how to say) to attract, influence and convince the audience.

**LiDO**

### Award for Creative Writing



This certificate is presented to

**Manasi Sheth**

Date: 00/00/20

Built by alumni from



*Nishu Goyal*  
Nishu Goyal  
CTO, Lido Learning  
IIT Madras

*S. H. Sheth*  
Sahil Sheth  
CEO, Lido Learning  
Duke University

*Nandini Mullaji*  
Nandini Mullaji  
CSO, Lido Learning  
Stanford University

### What you will learn



#### Grammar

- Nouns and their types, Pronouns



#### Speaking

- Read (sing) out your catchy tunes



#### Reading

- Read to comprehend a text



#### Writing

- Write to paraphrase text

Lesson 76	Nouns and Its Types	
Lesson 77	Countable and Uncountable nouns	
Lesson 78	Singular and Plurals	
Lesson 79	Pronouns	
Lesson 80	Reading Comprehension: Answering Questions	
Lesson 81	Paraphrasing a Text	
Lesson 82	Nouns and its types, pronouns	
Lesson 83	Write a Jingle!	
Lesson 84	Poster Making	
Lesson 85	Nouns and pronouns, Read texts to answer questions, Paraphrase texts	

## Unit 9

### Unravel Travel

In this unit, students will learn about types and parts of a sentence; understand and use idioms and collocation in a sentence and learn antonyms and synonyms. Students will also learn to brainstorm ideas on a topic, research and write a paragraph and an article.



#### Milestone Project Junior Blogger

Designing postcards to becoming travel bloggers! Develop your research and precise writing skills, to write creative titles to make your hometown the most happening place for tourists. Publish a travel blog and Earn a Travel Blogger Certificate on successful completion!

#### What you will learn



##### Grammar

- Types of sentences, subject and predicate and collocations and idioms.



##### Speaking

- Describe destinations and present your blog



##### Reading

- Reading to learn synonyms and antonyms



##### Writing

- Advanced paragraph and article writing skills



Lesson 86

Types of sentences



Lesson 87

Subject and Predicate



Lesson 88

Collocations and Idioms!



Lesson 89

Reading for antonyms and synonyms



Lesson 90

Writing a paragraph



Lesson 91

Writing an article



Lesson 92

Reading for antonyms, synonyms, idioms and proverbs



Lesson 93

Destination 2021 - Travelog



Lesson 94

Final Destination - Travelog



Lesson 95

Types of sentences, Reading for antonyms and synonyms, Writing narrative paragraphs.



Revision

Revision is worth it! Become more efficient by revising the concepts of reading, writing, listening and speaking to achieve perfection.

Rewind and Revise

What you will learn



Grammar

- Nouns and Types of sentences



Speaking

- Describe and share writings practiced during class.



Reading

- Close analytical reading of fiction and non-fiction text.



Writing

- Improve writing skills by composing letters, articles and notices.

Lesson 96	Nouns	
Lesson 97	Types of Sentences	
Lesson 98	Reading Fiction and Non-fiction Texts	
Lesson 99	Letter Writing	
Lesson 100	Article and Notice Writing	

## Unit 10

### Filmistaan

This unit focuses on enhancing reading comprehension and writing skills by reading fictional texts, writing summaries and learning to identify and use parts of speech to form grammatically correct sentences.



#### Capstone Project Movie Remixer

Visualise your own version of a filmy story. Give your writing a filmy twist - bollywood style! Bring out your favourite dialogues, your favourite scenes and characters, and create your very own Filmy Endings!

LIDO

#### Award for Script Writing



This certificate is presented to

**Manasi Sheth**

Date: 00/00/20

Built by alumni from



*Nishu Goyal*  
Nishu Goyal  
CTO, Lido Learning  
IIT Madras

*S. H. Sheth*  
Sahil Sheth  
CEO, Lido Learning  
Duke University

*Nandini Mullaji*  
Nandini Mullaji  
CSO, Lido Learning  
Stanford University

#### What you will learn



##### Grammar

- Parts of speech, adjectives and adverbs



##### Speaking

- Present stories, predict alternate endings



##### Reading

- Read to understand key details and main ideas of texts
- Read to summarize texts



##### Writing

- Write summaries of fictional texts
- Edit stories

Lesson 101

More on Parts of Speech



Lesson 102

Adjectives and Adverbs



Lesson 103

Writing an Informative Paragraph



Lesson 104

Reading Comprehension: Key Details and Main Idea



Lesson 105

Reading for genre



Lesson 106

Write a Summary



Lesson 107

Writing a Story



Lesson 108

Parts of speech and reading key details and main idea



Lesson 109

Kahani main twist!



Lesson 110

Write a Paragraph, Reading to summarise, Parts of Speech



## Unit 11

### Lit Poet Society

The unit will explore the world of poetry, understand its elements, analyse poet's point of view, write and recite their own poems. Students will also learn to identify and change the tense of verbs to frame meaningful, relevant sentences.



#### Milestone Project Junior Poet

We love groovy tunes and funky rap songs. What if we told you, it's all POETRY? Rap your heart out and explore the incredible world of poems, while learning how to read and write amazing poetry.



#### What you will learn



#### Grammar

- Tenses



#### Speaking

- Recitation and presentation skills



#### Reading

- Read to analyze poetry



#### Writing

- Expert poetry writing skills

Lesson 111	Subject, Verb and Object	
Lesson 112	Tenses - Present, Past and Future	
Lesson 113	Conjunctions	
Lesson 114	Poetry and imagery	
Lesson 115	Analyzing a Poetry I	
Lesson 116	Analyzing a Poetry II	
Lesson 117	Descriptive and Narrative Poetry Writing	
Lesson 118	More on Tenses: Practice	
Lesson 119	Rap your heart out!	
Lesson 120	Writing a poem, Figures of speech, Tenses	



Revision

Revision is worth it! Become more efficient by revising the concepts of reading, writing, listening and speaking to achieve perfection.

**Rewind and Revise**

**What you will learn**



**Grammar**

- Conjunctions



**Speaking**

- Catch the rhythm of the words while narrating a great, engaging story.



**Reading**

- Read to find the key details and main idea of texts. Read to analyze poetry.



**Writing**

- Write and edit amazing short poems and stories.

Lesson 121	Conjunctions	
Lesson 122	Key Details and Main Idea	
Lesson 123	Reading and analyzing poetry	
Lesson 124	Writing a Poem	
Lesson 125	Writing a story	

## Unit 12

### Talk the TED, Walk the TED

This unit focuses on enhancing reading and writing skills for non fictional texts such as speeches, articles, and reports. Students will learn to generate, organize and plan a non-fictional write up. Also they will learn to identify, use and choose the correct nouns and pronouns and use them in their writing.



#### Milestone Project Junior Speaker

Walk the Talk! It is not what you say but how you say it that matters. Draft a talk to share your idea, your story and your purpose. Try your hands on planning and writing a coherent, organized and grammatically correct influential speech and take the stage by storm.

#### What you will learn



#### Grammar

- Nouns and pronouns



#### Speaking

- Speak fluently with accuracy. Address and engage the audience. Speak using effective language, appropriate voice modulation and emphasize effectively. Speak using appropriate body language, expressions and gestures



#### Reading

- Read articles and speeches



#### Writing

- Write short diary entries and thank you notes



Lesson 126	Nouns and types of Nouns	
Lesson 127	More on Pronouns	
Lesson 128	Reading speeches	
Lesson 129	Reading Articles	
Lesson 130	Report writing	
Lesson 131	Writing a speech	
Lesson 132	Reading and Writing Speeches and Reports: Practice	
Lesson 133	TEDx talk what?	
Lesson 134	TEDx Mind, Body, and Soul	
Lesson 135	Reading and writing a speech, Nouns and its types	

## Unit 13

### Tech-connect

The unit focuses on reading, comprehending and interpreting non-fiction texts and writing letters and notices. It also focuses on enhancing language skills by learning to identify, use and change transition words, prepositions and kinds of sentences to construct meaningful relevant students.



#### Milestone Project

##### Personal Correspondent

Communication of the new world- Emails! Learn to write appropriately formatted and concise emails with a finishing of email etiquettes.



#### What you will learn



##### Grammar

- Transition words, prepositions and kinds of sentences



##### Speaking

- Present messages and emails written for different purposes



##### Reading

- Read non-fiction texts and letters to understand their form and structure



##### Writing

- Write formal and informal letters and notices

Lesson 136	Transition words	
Lesson 137	More on Prepositions	
Lesson 138	Kinds of sentences- Simple, Compound, Complex	
Lesson 139	Reading Non-fiction	
Lesson 140	Writing Informal Letters	
Lesson 141	Writing Formal Letters	
Lesson 142	Writing a Notice	
Lesson 143	Letter writing (Formal and informal)	
Lesson 144	Tech Letters	
Lesson 145	Reading non-fiction texts, Writing notices, Kinds of Sentences	

Revision

Revision is worth it! Become more efficient by revising the concepts of reading, writing, listening and speaking to achieve perfection.

Rewind and Revise

What you will learn



Grammar

- Prepositions and Kinds of sentences



Speaking

- Describe and share your writings practiced during class.



Reading

- Close analytical reading of non-fiction texts.



Writing

- Improve writing skills by composing letters.

Lesson 146	Prepositions	
Lesson 147	Kinds of sentences	
Lesson 148	Reading non-fiction texts	
Lesson 149	Notice writing	
Lesson 150	Formal and Informal letters	